


You should note that all aisles on the 2nd, 3rd, and 4th floor are marked with aisle numbers on the top of each side. Additionally, the Library of Congress call numbers are also on **placards on the top of each aisle** [Picture] with ranges. For all floors, the tour will move from the elevators and move to the right circling the library and ending up back at the elevators.

Second Floor



Upon exiting the elevator, turn left. The IT offices [Picture] are in front of you and on the left. On your right you will find the Library computer labs. [Picture] Because a login name and password are required for access, only law students are able to use the labs. There is another computer lab door which can be accessed at the end of the aisle. [Picture]

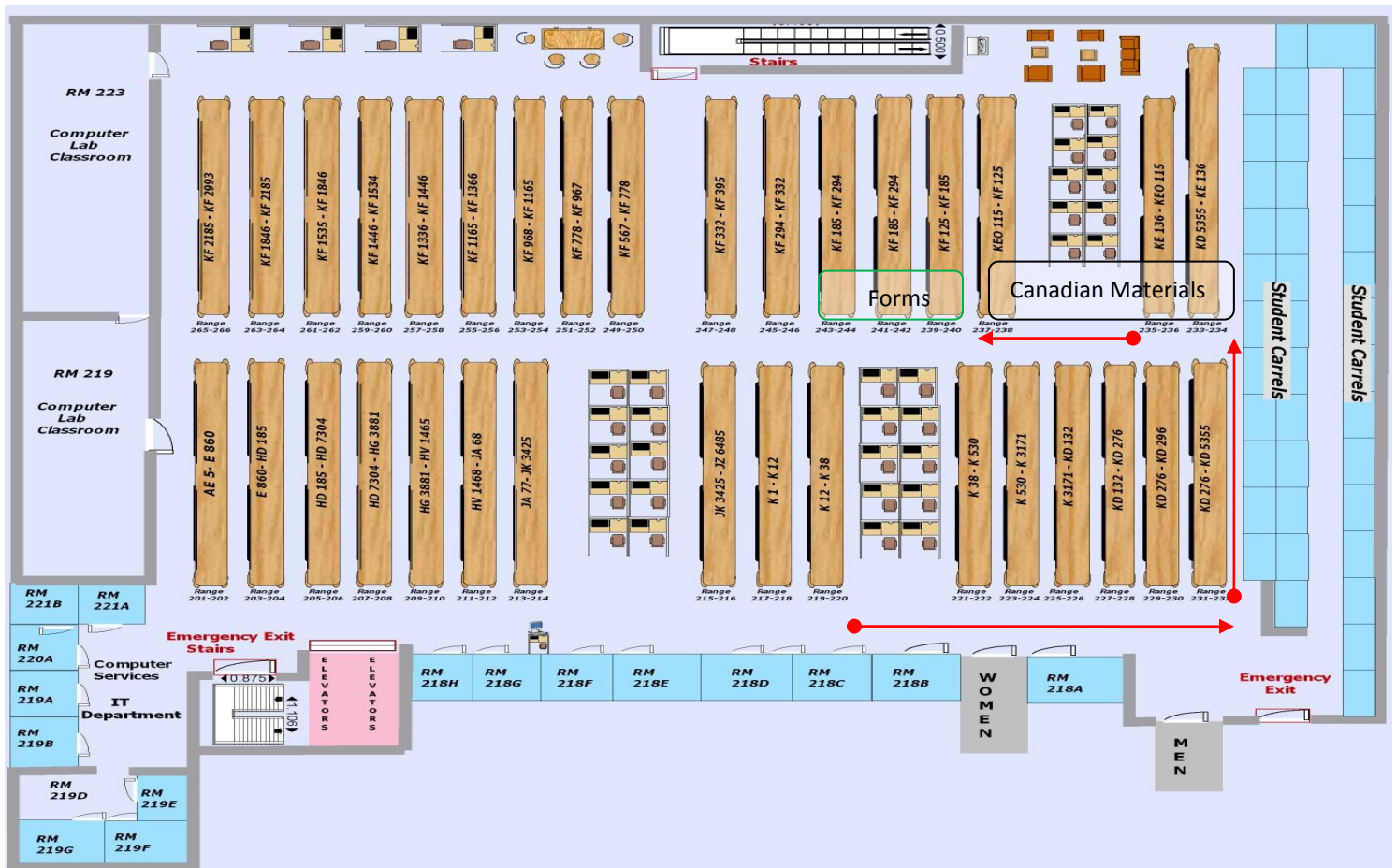
moving down the aisle away from the IT offices, you will find books, treatises, and loose-leaf services on the major subjects of the law arranged by Library of Congress call

numbers in increasing order as you move towards the end of the first row of shelves from the elevator and continuing to increase as you move back up the second row of shelves towards the end of the center aisle. This system operates the same on the 2nd, 3rd, and fourth floors.

(Check top of aisle for placards showing Library of Congress numbers)

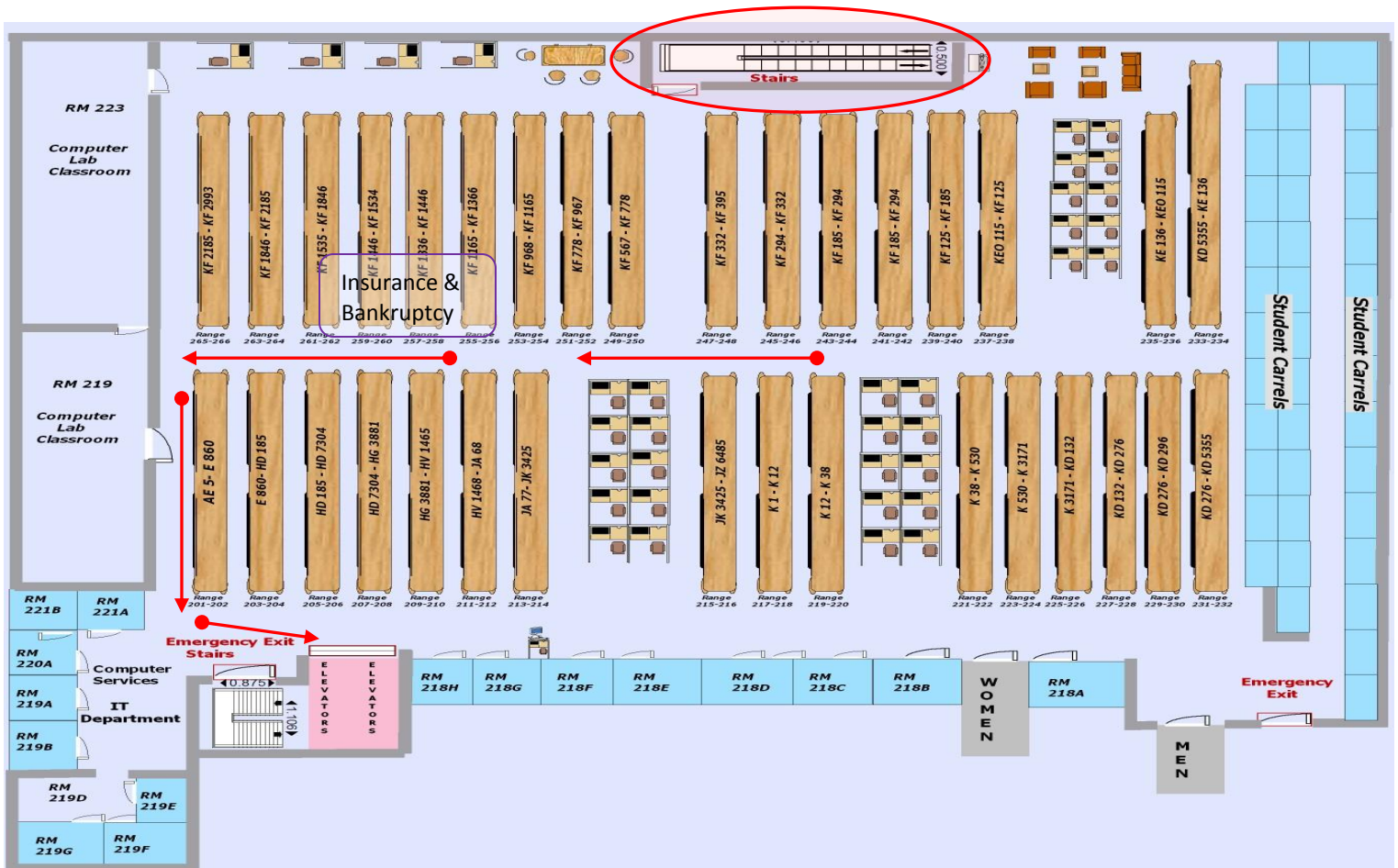
Included on this floor (in ascending call number order) are journals of federal and state Bar Associations arranged in alphabetical order beginning at *Library of Congress heading K1*. British materials start at the call number *KD* in the first section of shelves near the end of the row at aisle 226 and continued through aisle 233 at the back end of the library by the student carrels.

[Walk to the center aisle and turn around. Head back towards the computer labs.]



The Canadian materials are on the second section of shelves at the call number **KE**, Starting at aisle 234 and continuing through Aisle 237. Legal forms begin at Library of Congress shelves marked **KF170** at Aisle 240.

Continue moving towards the computer lab and browsing at the materials. You should note all of the Restatement materials at **KF395.A2** located at Aisles 246-247.



[The stairs to the other floors are located at the back of the library.]

Towards the last section of shelves are materials on Insurance and Bankruptcy at aisle 255-261.

[Walk along the computer labs to the elevators. Please enter the elevator and select the Third Floor to continue the tour. You may want to pause the audio tour if you are listening to a podcast.]